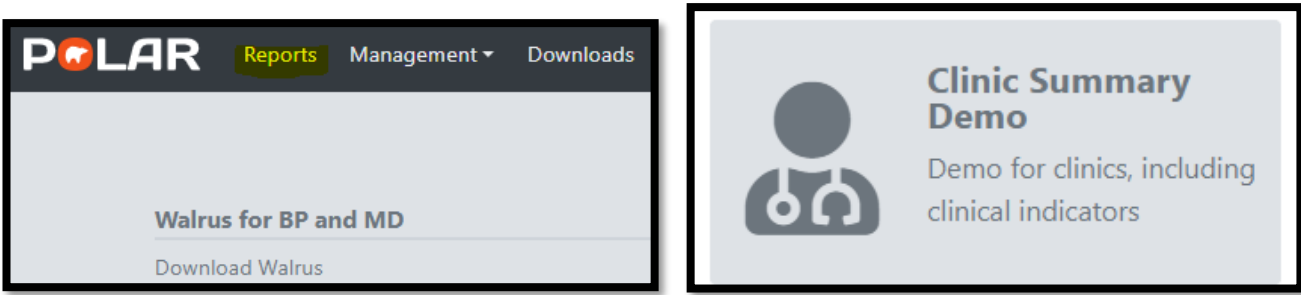
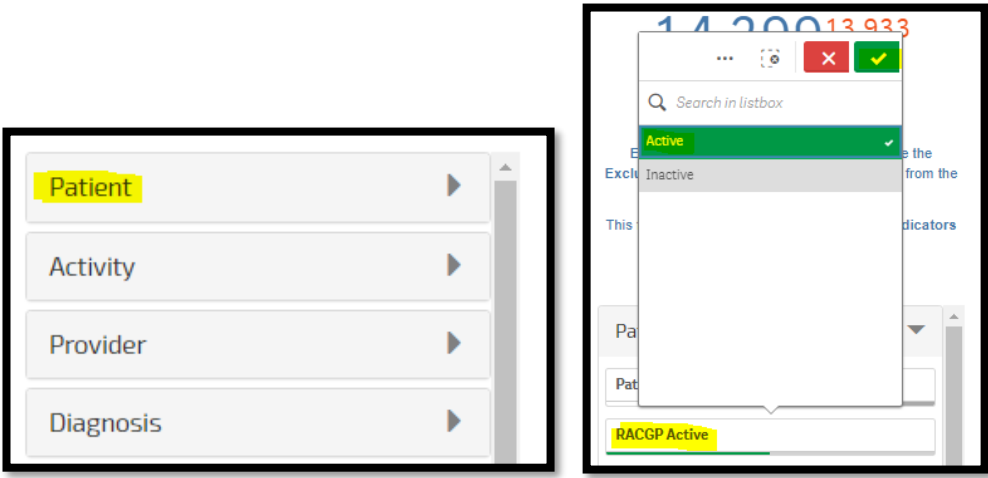


POLAR WALKTHROUGH

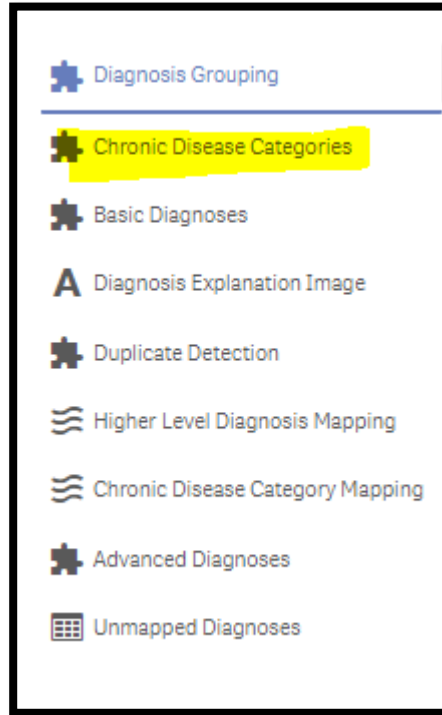
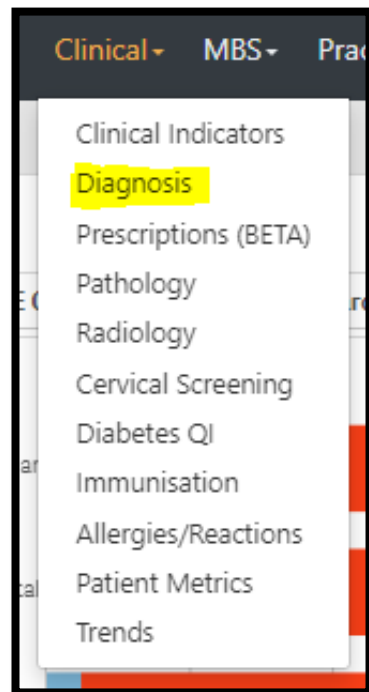
Identifying RACGP active patients with a chronic condition, who have a current GPMP and may benefit from screening for palliative care needs.

This activity guides practices to identify RACGP active patients (have attended the clinic at least three times in the last 2 years), who have at least one of the selected chronic conditions (Cardiovascular, Respiratory or Dementia/Alzheimer's), and have a current GPMP. These patients may benefit from potential screening for palliative care needs.

Instructions	Screen Shot
<p>Login to POLAR, and navigate to 'Reports',</p> <p>selecting the 'Clinic Summary'</p>	
<p>Under the 'Filters' on the left,</p> <ul style="list-style-type: none"> • click 'Patient', • click 'RACGP Active', • select 'Active' • and give it a green tick. 	

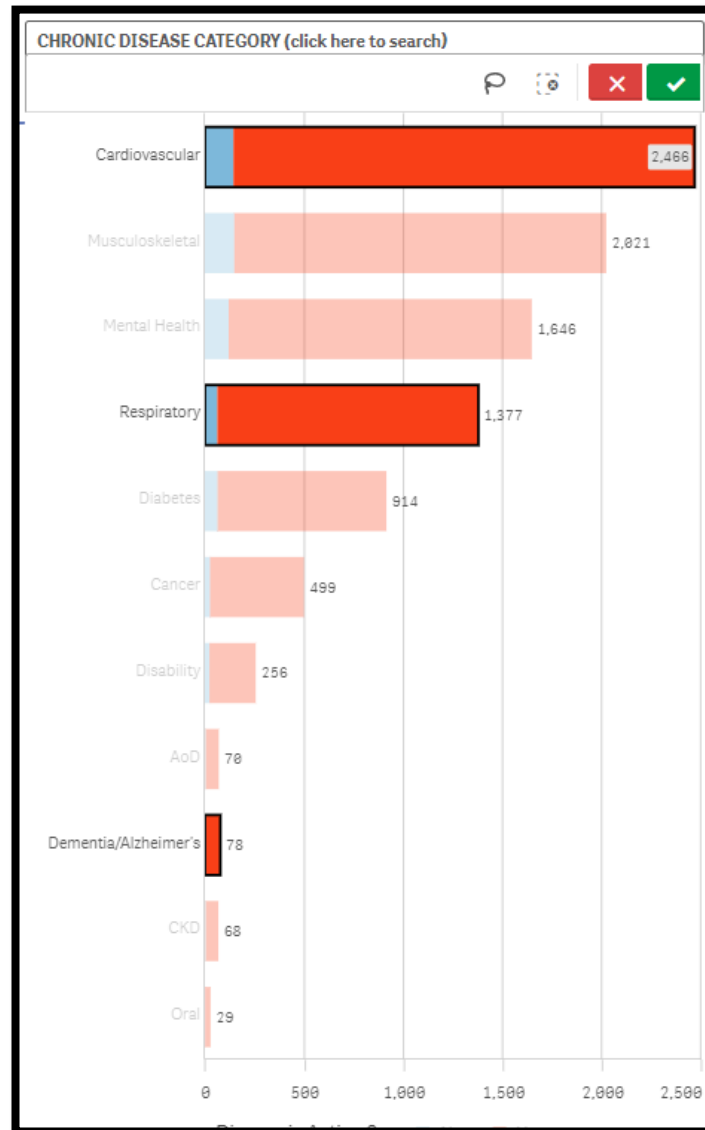
To identify patients with at least one chronic condition, hover over the 'Clinical' on the top bar, and select 'Diagnosis'

Then select 'Chronic Disease Categories' on the left side, to enable you to select diagnosis groups (e.g. Diabetes)



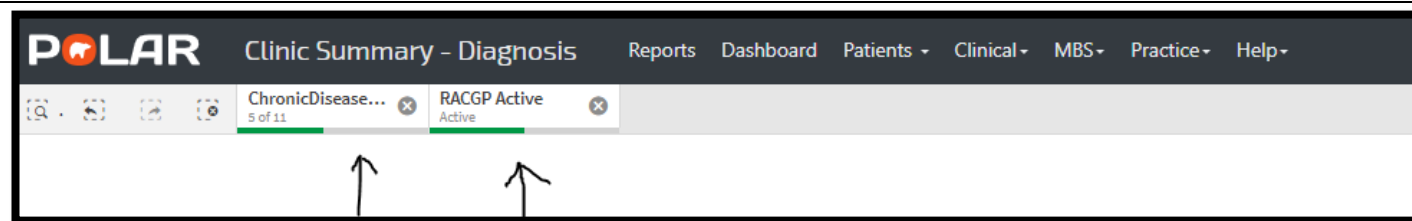
Now select the chronic conditions you'd like to target, (Cardiovascular, Respiratory, Dementia/Alzheimers)

and click the green tick to confirm the filter.

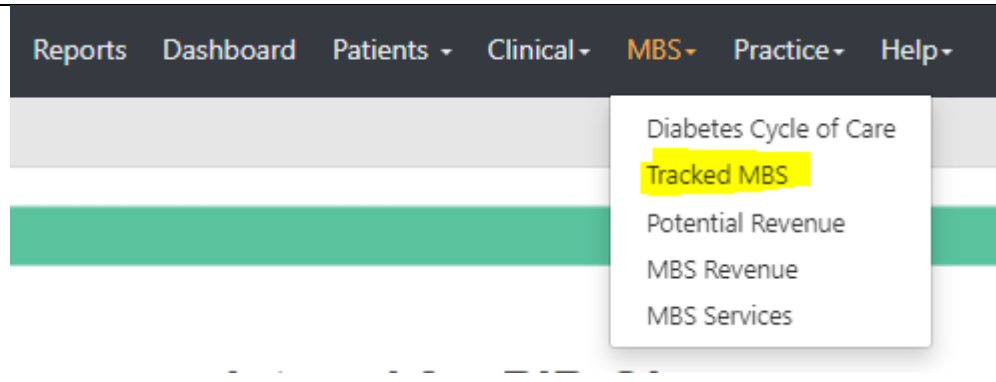


You can confirm your filters have been added, by checking the filter bar across the top of the page

– you should see two filters (RACGP active, and the Chronic Diseases selected)



Now navigate to the MBS Tracked report, by hovering over 'MBS' across the top, and select 'Tracked MBS' report.



At the top of this report, you can ensure you have selected 'GPMP' to focus the rest of the report on this topic. (click on 'GPMP')

Focus	Tracked MBS Item	Eligible Cohort	Active	Active Review	To Action	Expired	Never Had
	GPMP	3,278	1,075	117	2,257	583	1,674
	TCA	3,278	953	117	2,363	567	1,796
	GP Mental Health Plan	638	485	23	408	0	408
	Indigenous Health Assessment	26	2	Not Applicable	24	9	15
	Indigenous Nurse Assessment	11	0	Not Applicable	11	1	10

You should now be able to view how these patients are tracking with GPMPs.

If you select the button that says 'Fully Claimed' – you can filter by patients who have an active GPMP.

The screenshot shows a dashboard titled "The current focus is on GPMP." with a subtitle "Use the table above to change the focus item, by clicking on the item that you want to view." In the top right corner, there is a section for "Tracked MBS Review Eligibility" with instructions "Use these buttons to toggle the minimum care plan review frequency" and three buttons: "3 Months" (selected), "6 Months", and "9 Months". The main area is divided into four columns: "To action for GPMP" with a count of 2,278 and buttons "Select Never Had", "Select Expired", and "Select Combined" (highlighted with a yellow arrow); "Partially claimed for GPMP" with a count of 729 and buttons "Select Eligible for Renewal" and "Select Eligible for Review"; "Fully claimed for GPMP" with a count of 749 and a button "Select Fully Claimed"; and "Potential Anomalies for GPMP" with a count of 85 and a button "Select Potential Anomalies". At the bottom, there are three icons: "GPMP Patient Cohort", "Future Eligibility", and "Claimed Services Trend".

You can view the number of patients who fit within these filters by looking at the Patient Count on the top left corner.

The screenshot shows a "Patient Count" widget. At the top, it says "Double click to view list". The main text is "Patient Count" followed by a large "44" with "Active" written below it. Below that, it says "(Excluded Patients: 0)". At the bottom, there is a note: "Excluded patients are those defined by the the Exclusion filters. These patients are excluded from the patient count. This functionality is available on the Clinical Indicators page."

You can generate a Patient List by clicking 'Patient List' in the top right hand corner.

The screenshot shows a navigation menu with "Patient List" highlighted in green and "Bookmarks" with a dropdown arrow. Below this, there is a "Selections" button with a grid icon.